



OKLAHOMA HORSE RACING COMMISSION AUDIT REPORT OF GAMING OPERATIONS WILL ROGERS DOWNS AND REMINGTON PARK

Contract Audit

February 2025

Cindy Byrd, CPA
State Auditor & Inspector

**OKLAHOMA HORSE RACING COMMISSION
AUDIT REPORT OF GAMING OPERATIONS
WILL ROGERS DOWNS AND REMINGTON PARK
February 2025**

This publication, issued by the Oklahoma State Auditor and Inspector's Office as authorized by 74 O.S. § 212, has not been printed, but is available on the agency's website (www.sai.ok.gov) and in the Oklahoma Department of Libraries Publications Clearinghouse Digital Collection (<http://digitalprairie.ok.gov/cdm/search/collection/audits/>) pursuant to 65 O.S. § 3-114.



OKLAHOMA
Office of the State Auditor & Inspector

Cindy Byrd, CPA | State Auditor & Inspector

2300 N. Lincoln Blvd., Room 123, Oklahoma City, OK 73105 | 405.521.3495 | www.sai.ok.gov

March 10, 2025

**TO THE MEMBERS OF THE OKLAHOMA
HORSE RACING COMMISSION**

Transmitted herewith is the Audit Report of Gaming Operations for Will Rogers Downs and Remington Park for the month of February 2025. The report is the result of our monitoring and data accumulation in accordance with the State Auditor and Inspector's contract with the Oklahoma Horse Racing Commission (OHRC) and Title 3A of the Oklahoma Statutes for Gaming.

The goal of the State Auditor and Inspector is to promote accountability and fiscal integrity in state and local government. Maintaining our independence as we provide this service to the taxpayers of Oklahoma is of utmost importance.

We wish to take this opportunity to express our appreciation for the assistance and cooperation extended to our Office during our engagement.

Sincerely,

A handwritten signature in blue ink that reads "Cindy Byrd". The signature is written in a cursive, flowing style.

CINDY BYRD, CPA
OKLAHOMA STATE AUDITOR & INSPECTOR

**OKLAHOMA HORSE RACING COMMISSION
Audit Report of Gaming Operations
Will Rogers Downs and Remington Park
For the Month of February 2025**

TABLE OF CONTENTS

	<u>PAGE</u>
STATE AUDITOR AND INSPECTOR LETTER	4
TOTAL GAMING REVENUE	5
COMPARISON OF PRIOR MONTH AND PRIOR YEAR	6
YEAR TO DATE GAMING TOTALS.....	7
WILL ROGERS DOWNS REVENUE.....	8
REMINGTON PARK REVENUE.....	9
PRIOR TWELVE MONTH GRAPH.....	10



OKLAHOMA
Office of the State Auditor & Inspector

Cindy Byrd, CPA | State Auditor & Inspector

2300 N. Lincoln Blvd., Room 123, Oklahoma City, OK 73105 | 405.521.3495 | www.sai.ok.gov

**TO THE MEMBERS OF THE OKLAHOMA
HORSE RACING COMMISSION**

We performed an audit in accordance with the OHRC Gaming Contract and Title 3A of the Oklahoma Statutes for Gaming. The information presented in this report is derived from gaming data obtained from the gaming vendors and licensees located at Will Rogers Downs and Remington Park for the month of February 2025.

Because our procedures do not constitute an audit conducted in accordance with generally accepted auditing standards, we do not express such an opinion on the information. This report relates only to this information and does not extend to any financial statements of the racetracks or racinos.

In planning and performing these procedures, we considered the internal control structure of the gaming departments; however, our procedures were substantially less in scope than the procedures we would have applied if we had been engaged to express an opinion on the internal controls. Accordingly, we do not express an opinion on their internal control structure.

Sincerely,

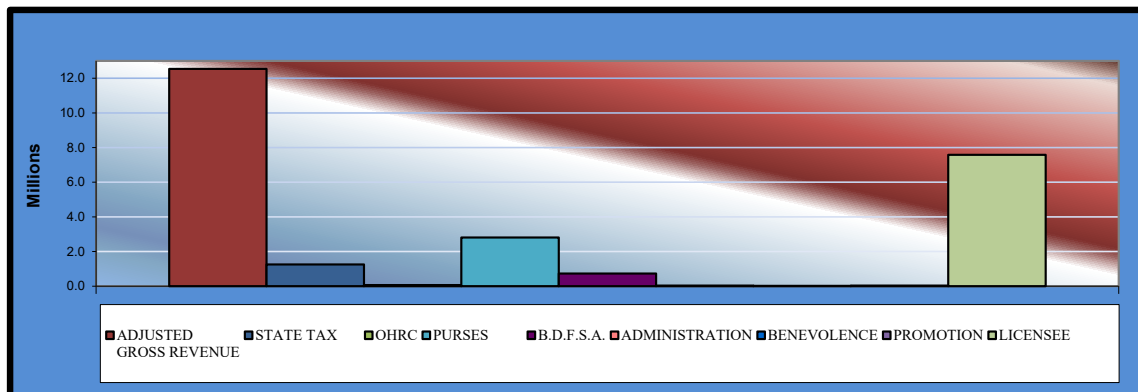
A handwritten signature in blue ink that reads 'Cindy Byrd'.

CINDY BYRD, CPA
OKLAHOMA STATE AUDITOR & INSPECTOR

March 7, 2025

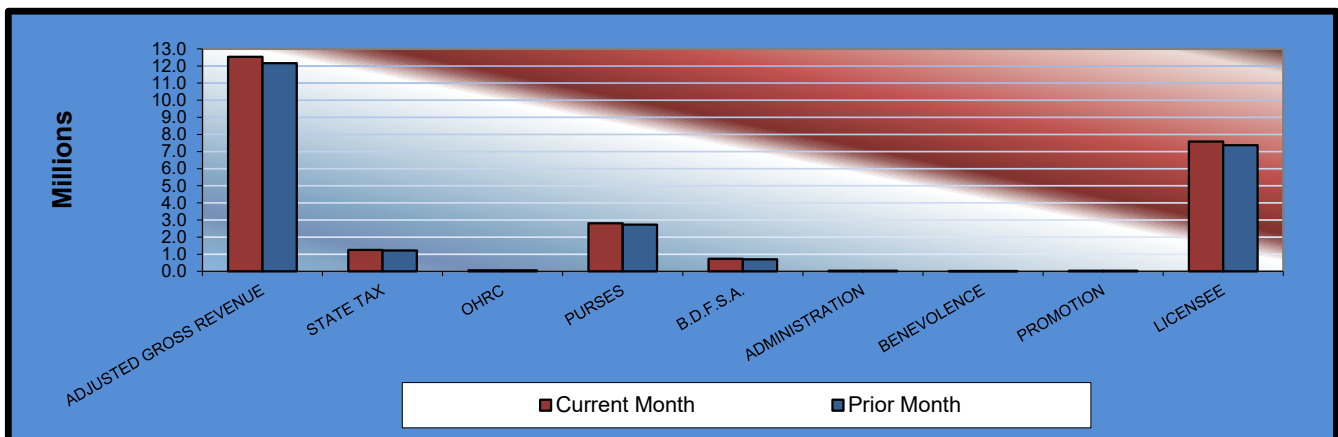
**Gaming at Oklahoma Horse Racing Tracks
Will Rogers Downs and Remington Park
Total Gaming Revenue
February 2025**

	<u>TOTAL</u>	<u>WILL ROGERS DOWNS</u>	<u>REMINGTON PARK</u>
Gaming Days This Month	56	28	28
Adjusted Gross Revenue	<u>\$12,537,823.51</u>	<u>\$1,855,981.92</u>	<u>\$10,681,841.59</u>
State Tax			
General Revenue Fund	150,453.88	22,271.78	128,182.10
Education Reform	1,103,328.47	163,326.41	940,002.06
Oklahoma Horse Racing Commission	62,689.09	9,279.89	53,409.20
Purse Fund			
<u>Purses</u>			
Thoroughbred	1,478,903.42	199,819.65	1,279,083.77
Quarterhorse	1,191,110.57	182,938.34	1,008,172.23
Paint & Appaloosa	143,468.09	20,326.48	123,141.61
Breeding Development Fund			
<u>Special Account</u>			
Thoroughbred	294,233.24	24,116.17	270,117.07
Quarterhorse	404,712.42	18,603.90	386,108.52
Paint & Appaloosa	33,845.58	2,067.10	31,778.48
<u>Administration</u>			
Thoroughbred	18,186.02	2,296.78	15,889.24
Quarterhorse	16,367.42	2,067.10	14,300.32
Paint & Appaloosa	1,818.60	229.68	1,588.92
<u>Benevolence</u>			
Thoroughbred	9,093.01	1,148.39	7,944.62
Quarterhorse	8,183.71	1,033.55	7,150.16
Paint & Appaloosa	909.30	114.84	794.46
<u>Promotions</u>			
Thoroughbred	18,186.02	2,296.78	15,889.24
Quarterhorse	16,367.42	2,067.10	14,300.32
Paint & Appaloosa	1,818.60	229.68	1,588.92
Licensee	\$7,584,148.65	\$1,201,748.30	\$6,382,400.35



**Gaming at Oklahoma Horse Racing Tracks
Will Rogers Downs and Remington Park
Comparison of Prior Month and Prior Year
February 2025**

	<u>TOTAL</u>	<u>PRIOR MONTH</u>	<u>% CHANGE</u>	<u>February 2024</u>	<u>% CHANGE</u>
Gaming Days	56	62	-9.68%	58	-3.45%
Adjusted Gross Revenue	\$12,537,823.51	\$12,165,925.40	3.06%	\$12,656,435.56	-0.94%
State Tax					
General Revenue Fund	150,453.88	145,991.11	3.06%	151,877.22	-0.94%
Education Reform	1,103,328.47	1,070,601.44	3.06%	1,113,766.34	-0.94%
Oklahoma Horse Racing Commission	62,689.09	60,829.64	3.06%	63,282.18	-0.94%
Purse Fund					
<u>Purses</u>					
Thoroughbred	1,478,903.42	1,432,905.04	3.21%	1,493,085.80	-0.95%
Quarterhorse	1,191,110.57	1,156,517.92	2.99%	1,202,312.55	-0.93%
Paint & Appaloosa	143,468.09	139,110.87	3.13%	144,834.48	-0.94%
Breeding Development Fund					
<u>Special Account</u>					
Thoroughbred	294,233.24	283,337.17	3.85%	297,211.60	-1.00%
Quarterhorse	404,712.42	388,100.06	4.28%	408,955.10	-1.04%
Paint & Appaloosa	33,845.58	32,513.34	4.10%	34,195.27	-1.02%
<u>Administration</u>					
Thoroughbred	18,186.02	17,602.48	3.32%	18,362.03	-0.96%
Quarterhorse	16,367.42	15,842.24	3.32%	16,525.83	-0.96%
Paint & Appaloosa	1,818.60	1,760.25	3.31%	1,836.20	-0.96%
<u>Benevolence</u>					
Thoroughbred	9,093.01	8,801.25	3.31%	9,181.01	-0.96%
Quarterhorse	8,183.71	7,921.12	3.32%	8,262.91	-0.96%
Paint & Appaloosa	909.30	880.13	3.31%	918.10	-0.96%
<u>Promotions</u>					
Thoroughbred	18,186.02	17,602.48	3.32%	18,362.03	-0.96%
Quarterhorse	16,367.42	15,842.24	3.32%	16,525.83	-0.96%
Paint & Appaloosa	1,818.60	1,760.25	3.31%	1,836.20	-0.96%
Licensee	\$7,584,148.65	\$7,368,006.37	2.93%	\$7,655,104.88	-0.93%



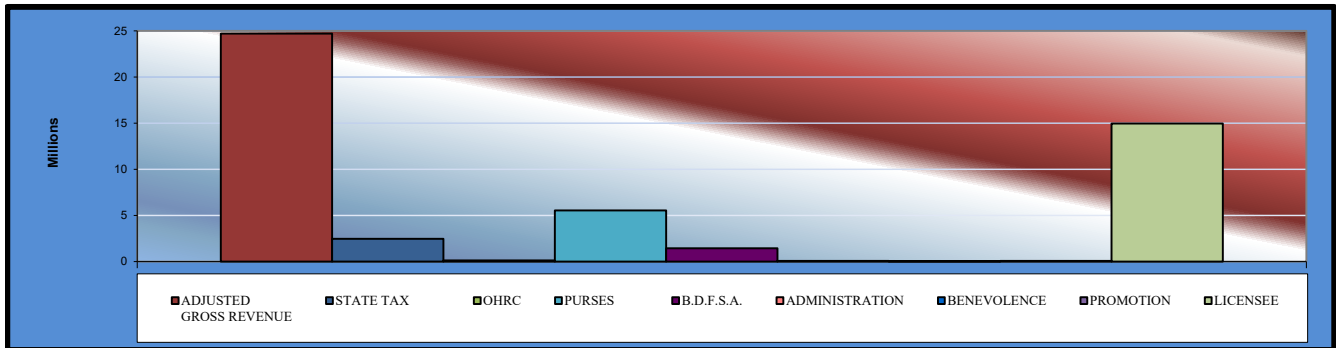
Gaming at Oklahoma Horse Racing Tracks

Will Rogers Downs and Remington Park

Year to Date Gaming Totals Comparison

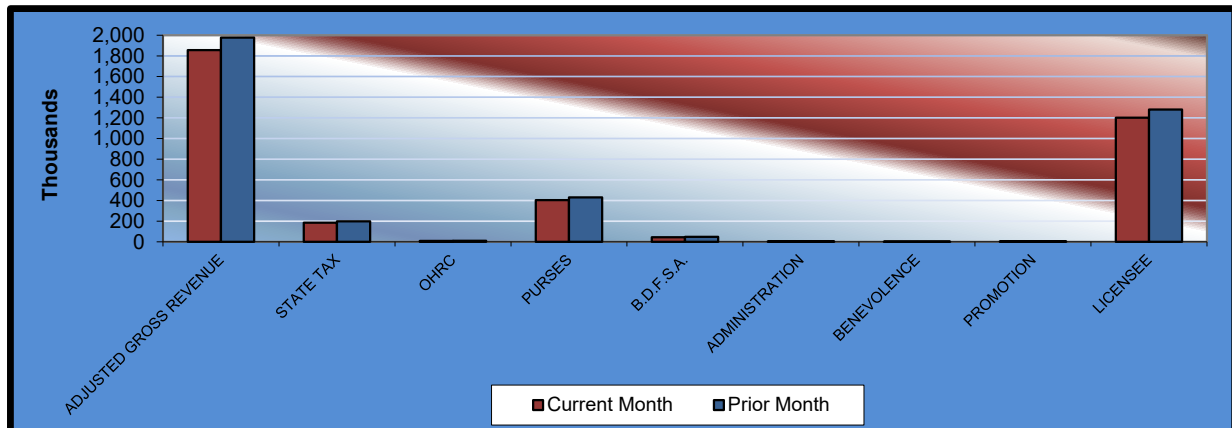
February 2025

	WILL ROGERS DOWNS	REMINGTON PARK	2025 TOTAL	2024 TOTAL	% CHANGE
Gaming Days This Year	59	59	118	120	-1.67%
Adjusted Gross Revenue	<u>\$3,833,300.97</u>	<u>\$20,870,447.94</u>	<u>\$24,703,748.91</u>	<u>\$24,006,971.06</u>	2.90%
State Tax					
General Revenue Fund	45,999.61	250,445.38	296,444.99	288,083.65	2.90%
Education Reform	337,330.49	1,836,599.42	2,173,929.91	2,112,613.46	2.90%
Oklahoma Horse Racing Commission	19,166.49	104,352.24	123,518.73	120,034.86	2.90%
Purse Fund					
<u>Purses</u>					
Thoroughbred	412,702.76	2,499,105.70	2,911,808.46	2,830,636.60	2.87%
Quarterhorse	377,836.50	1,969,791.99	2,347,628.49	2,281,081.41	2.92%
Paint & Appaloosa	41,981.83	240,597.13	282,578.96	274,654.37	2.89%
Breeding Development Fund					
<u>Special Account</u>					
Thoroughbred	49,808.96	527,761.45	577,570.41	562,253.34	2.72%
Quarterhorse	38,424.05	754,388.43	792,812.48	772,519.51	2.63%
Paint & Appaloosa	4,269.34	62,089.58	66,358.92	64,634.64	2.67%
<u>Administration</u>					
Thoroughbred	4,743.71	31,044.79	35,788.50	34,798.87	2.84%
Quarterhorse	4,269.34	27,940.32	32,209.66	31,318.99	2.84%
Paint & Appaloosa	474.37	3,104.48	3,578.85	3,479.88	2.84%
<u>Benevolence</u>					
Thoroughbred	2,371.86	15,522.40	17,894.26	17,399.43	2.84%
Quarterhorse	2,134.67	13,970.16	16,104.83	15,659.49	2.84%
Paint & Appaloosa	237.19	1,552.24	1,789.43	1,739.94	2.84%
<u>Promotions</u>					
Thoroughbred	4,743.71	31,044.79	35,788.50	34,798.87	2.84%
Quarterhorse	4,269.34	27,940.32	32,209.66	31,318.99	2.84%
Paint & Appaloosa	474.37	3,104.48	3,578.85	3,479.88	2.84%
Licensee	\$2,482,062.38	\$12,470,092.64	\$14,952,155.02	\$14,526,464.88	2.93%



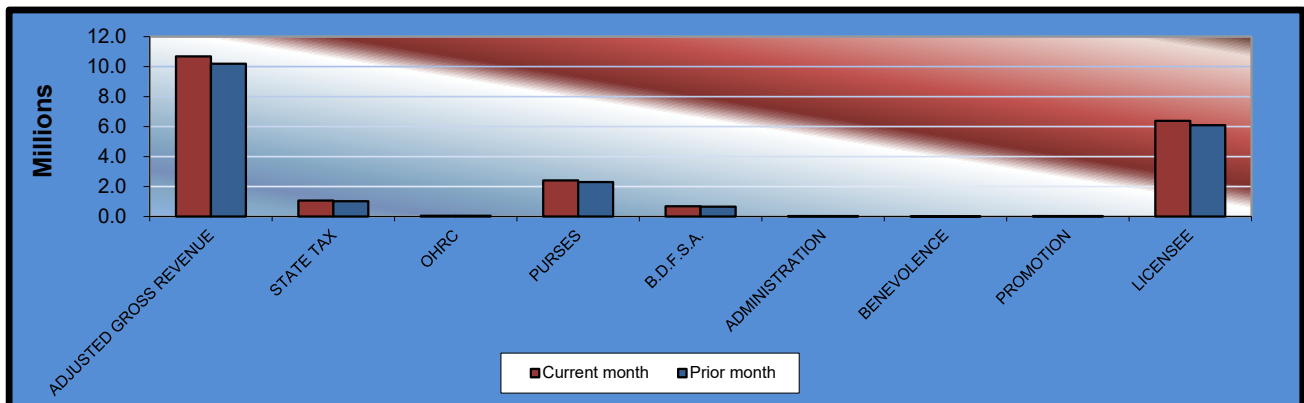
Gaming at Oklahoma Horse Racing Tracks
Will Rogers Downs and Remington Park
Will Rogers Downs Revenue
February 2025

<u>Will Rogers Downs</u>	<u>CURRENT MONTH</u>	<u>PRIOR MONTH</u>	<u>% CHANGE</u>	<u>February 2024</u>	<u>% CHANGE</u>
Gaming Days	28	31	-9.68%	29	-3.45%
Adjusted Gross Revenue	\$1,855,981.92	\$1,977,319.05	-6.14%	\$1,857,692.91	-0.09%
State Tax					
General Revenue Fund	22,271.78	23,727.83	-6.14%	22,292.31	-0.09%
Education Reform	163,326.41	174,004.08	-6.14%	163,476.98	-0.09%
Oklahoma Horse Racing Commission	9,279.89	9,886.60	-6.14%	9,288.46	-0.09%
Purse Fund					
<u>Purses</u>					
Thoroughbred	199,819.65	212,883.11	-6.14%	200,003.85	-0.09%
Quarterhorse	182,938.34	194,898.16	-6.14%	183,106.98	-0.09%
Paint & Appaloosa	20,326.48	21,655.35	-6.14%	20,345.22	-0.09%
Breeding Development Fund					
<u>Special Account</u>					
Thoroughbred	24,116.17	25,692.79	-6.14%	24,138.40	-0.09%
Quarterhorse	18,603.90	19,820.15	-6.14%	18,621.05	-0.09%
Paint & Appaloosa	2,067.10	2,202.24	-6.14%	2,069.01	-0.09%
<u>Administration</u>					
Thoroughbred	2,296.78	2,446.93	-6.14%	2,298.90	-0.09%
Quarterhorse	2,067.10	2,202.24	-6.14%	2,069.01	-0.09%
Paint & Appaloosa	229.68	244.69	-6.13%	229.89	-0.09%
<u>Benevolence</u>					
Thoroughbred	1,148.39	1,223.47	-6.14%	1,149.45	-0.09%
Quarterhorse	1,033.55	1,101.12	-6.14%	1,034.50	-0.09%
Paint & Appaloosa	114.84	122.35	-6.14%	114.94	-0.09%
<u>Promotions</u>					
Thoroughbred	2,296.78	2,446.93	-6.14%	2,298.90	-0.09%
Quarterhorse	2,067.10	2,202.24	-6.14%	2,069.01	-0.09%
Paint & Appaloosa	229.68	244.69	-6.13%	229.89	-0.09%
Licensee	\$1,201,748.30	\$1,280,314.08	-6.14%	\$1,202,856.16	-0.09%

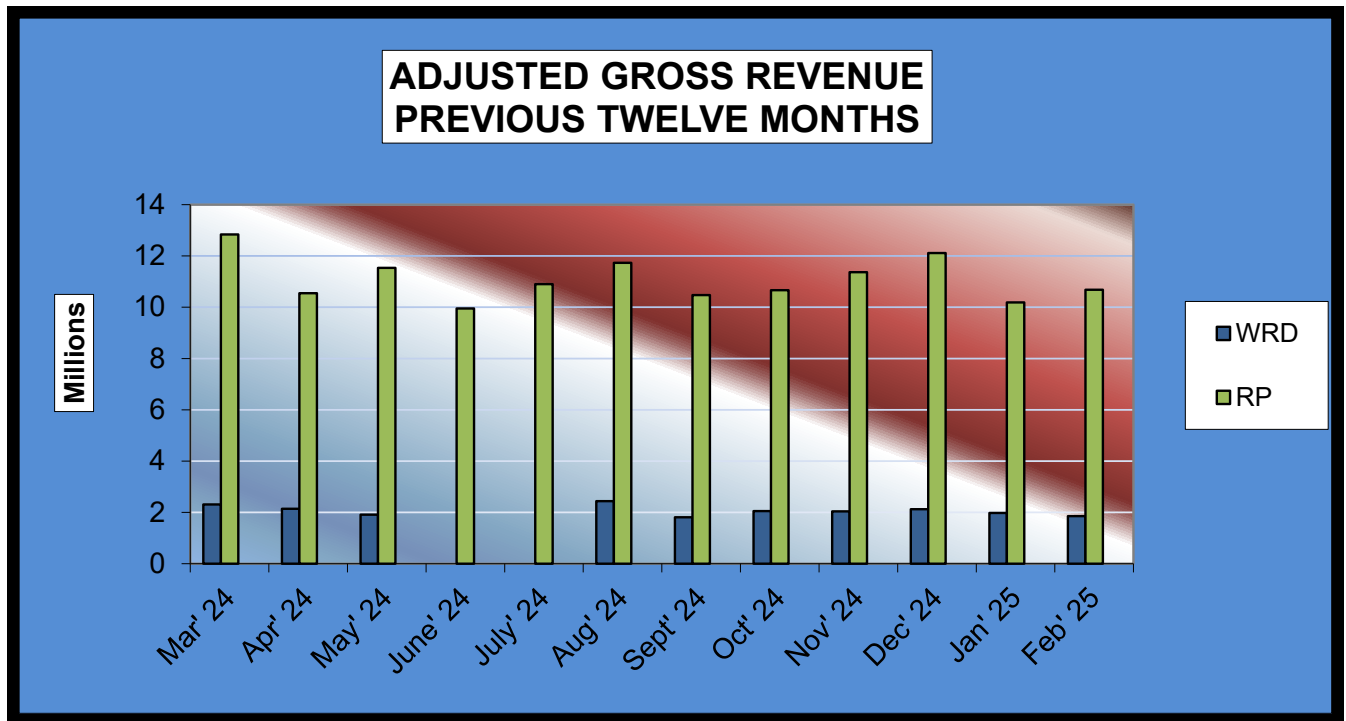


Gaming at Oklahoma Horse Racing Tracks
Will Rogers Downs and Remington Park
Remington Park Revenue
February 2025

<u>Remington Park</u>	<u>CURRENT</u> <u>MONTH</u>	<u>PRIOR</u> <u>MONTH</u>	<u>%</u> <u>CHANGE</u>	<u>February</u> <u>2024</u>	<u>%</u> <u>CHANGE</u>
Gaming Days	28	31	-9.68%	29	-3.45%
Adjusted Gross Revenue	\$ 10,681,841.59	\$ 10,188,606.35	4.84%	\$10,798,742.65	-1.08%
State Tax					
General Revenue Fund	128,182.10	122,263.28	4.84%	129,584.91	-1.08%
Education Reform	940,002.06	896,597.36	4.84%	950,289.36	-1.08%
Oklahoma Horse Racing Commission	53,409.20	50,943.04	4.84%	53,993.72	-1.08%
Purse Fund					
<u>Purses</u>					
Thoroughbred	1,279,083.77	1,220,021.93	4.84%	1,293,081.95	-1.08%
Quarterhorse	1,008,172.23	961,619.76	4.84%	1,019,205.57	-1.08%
Paint & Appaloosa	123,141.61	117,455.52	4.84%	124,489.26	-1.08%
Breeding Development Fund					
<u>Special Account</u>					
Thoroughbred	270,117.07	257,644.38	4.84%	273,073.20	-1.08%
Quarterhorse	386,108.52	368,279.91	4.84%	390,334.05	-1.08%
Paint & Appaloosa	31,778.48	30,311.10	4.84%	32,126.26	-1.08%
<u>Administration</u>					
Thoroughbred	15,889.24	15,155.55	4.84%	16,063.13	-1.08%
Quarterhorse	14,300.32	13,640.00	4.84%	14,456.82	-1.08%
Paint & Appaloosa	1,588.92	1,515.56	4.84%	1,606.31	-1.08%
<u>Benevolence</u>					
Thoroughbred	7,944.62	7,577.78	4.84%	8,031.56	-1.08%
Quarterhorse	7,150.16	6,820.00	4.84%	7,228.41	-1.08%
Paint & Appaloosa	794.46	757.78	4.84%	803.16	-1.08%
<u>Promotions</u>					
Thoroughbred	15,889.24	15,155.55	4.84%	16,063.13	-1.08%
Quarterhorse	14,300.32	13,640.00	4.84%	14,456.82	-1.08%
Paint & Appaloosa	1,588.92	1,515.56	4.84%	1,606.31	-1.08%
Licensee	\$6,382,400.35	\$6,087,692.29	4.84%	\$6,452,248.72	-1.08%



**Gaming at Oklahoma Horse Racing Tracks
Will Rogers Downs and Remington Park
Prior Twelve Month Graph
February 2025**





Cindy Byrd, CPA | State Auditor & Inspector

2300 N. Lincoln Blvd., Room 123, Oklahoma City, OK 73105 | 405.521.3495 | www.sai.ok.gov